

Rannie 24 / Gaulin 24



Introduction

The Rannie 24 / Gaulin 24 homogenizer, a positive displacement triplex, reciprocating plunger pump, is fitted with an application-specific homogenizing valve assembly: single-stage with manual actuation.

The Rannie 24 / Gaulin 24 homogenizer incorporates a durable slow-speed power end that reduces vibration and noise. Easy access to the lubrication oil and other auxiliary systems simplifies maintenance saving time and money. Liquid end options include a three-piece valve housing (Rannie) and a mono-block design (Gaulin) (ball and poppet style).

Design features of both the Rannie and Gaulin simplify routine maintenance. Materials for plungers, packings, pump valves, valve seats and seals are custom-selected for your application. APV engineers will work with you to optimize the configuration for your specific application.

STANDARD OPTIONS


- Two-stage manual
- Single-stage hydraulic valve actuation (HVA)
- Two-stage hydraulic valve actuation (HVA)
- Single-stage automatic hydraulic system (AHS)
- Two-stage automatic hydraulic system (AHS)
- Pulsation dampener(s) on inlet and outlet
- Aseptic cylinder design
- Electronic pressure transmitter excl. display
- High-pressure outlet
- Inlet pressure gauge
- Plunger lubrication control package
- Tungsten carbide homogenizing valve
- Square plunger seals and ceramic plungers (Rannie valve housing only)
- External cooling fan/main motor
- Motor starter
- Control cabinet, stainless steel
- Thermostat/oil temperature

SPECIAL OPTIONS

- Acid-proof cylinder (Gaulin valve housing only)
- Ceramic plungers with U- or V-rings
- Explosion-proof design
- Electropolished wettables
- High-temperature design
- Flow switch - power end cooling
- UFO - Unit for Filtration of Oil



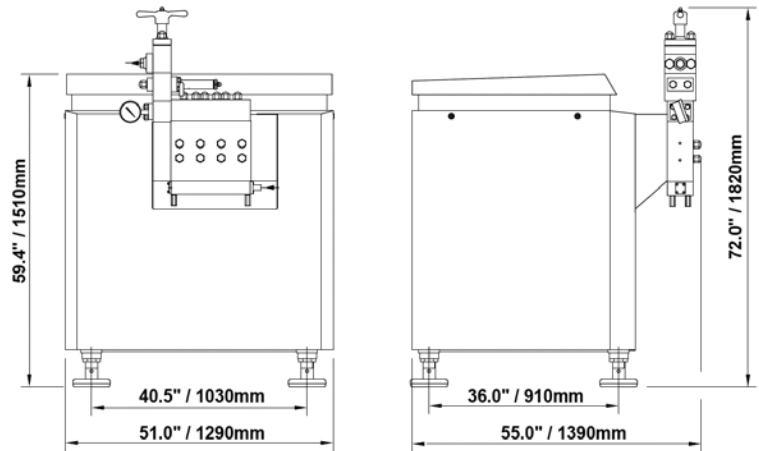
Rannie three-piece valve housing



Gaulin mono-block design

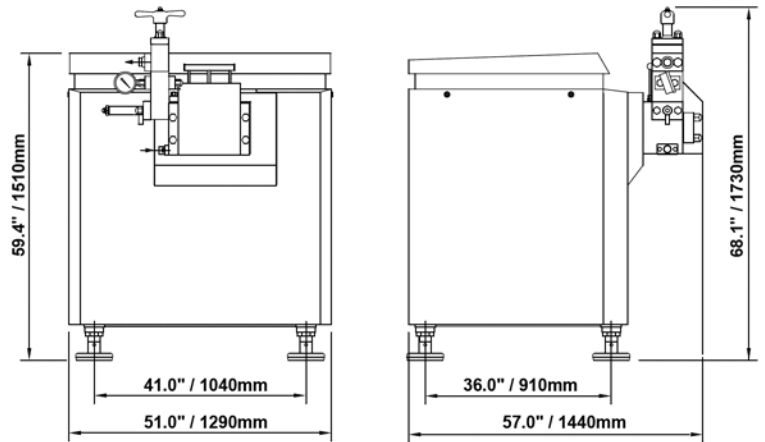
RANNIE/THREE-PIECE VALVE HOUSING POPPET AND BALL TYPE VALVES

TYPE	MAX. CAP./MAX. PRESS.	
	GPH (LPH)	PSI (BAR)
50.66	1,370 (5,200)	2,175 (150)
42.66	980 (3,700)	2,900 (200)
38.66	750 (2,850)	3,625 (250)
35.66	660 (2,500)	4,300 (300)
30.66	490 (1,850)	5,800 (400)
22.66	250 (950)	8,700 (600)
20.66	170 (650)	11,600 (800)
18.66	130 (500)	14,500 (1,000)



GAULIN/MONO-BLOCK DESIGN

TYPE	MAX. CAP./MAX. PRESS.	
	GPH (LPH)	PSI (BAR)
POPPET TYPE VALVES		
1.0	2,690 (10,200)	1,015 (70)
2.5	1,110 (4,200)	2,500 (170)
3.0	950 (3,600)	3,000 (210)
4.3	660 (2,500)	4,300 (300)
5.8	490 (1,850)	5,800 (400)
BALL TYPE VALVES		
2.5	820 (3,100)	2,500 (170)
3.0	725 (2,750)	3,000 (210)
4.3	500 (1,900)	4,300 (300)
5.8	370 (1,400)	5,800 (400)
8.7	185 (700)	8,700 (600)



DIMENSIONS (SINGLE STAGE)

DIMENSIONS PACKED IN A CRATE LXWXH IN (CM)	CUBIC MEASURE FT ³ (M ³)	GROSS WEIGHT IN A CRATE INCL. MOTOR LB (KG)
67X61X82 (170X155X207)	58.1 (5.4)	3,968 (1,800)

Based in Charlotte, North Carolina, SPX FLOW, Inc. (NYSE: FLOW) is a multi-industry manufacturing leader. For more information, please visit www.spxflow.com

SPXFLOW

SPX FLOW 611 Sugar Creek Road Delavan, WI 53115

P: (262) 728-1900 or (800) 252-5200 E: answers.us@spxflow.com

SPX FLOW, Inc. reserves the right to incorporate our latest design and material changes without notice or obligation.

Design features, materials of construction and dimensional data, as described in this bulletin, are provided for your information only and should not be relied upon unless confirmed in writing. Please contact your local sales representative for product availability in your region. For more information visit www.spxflow.com.

The green "S" and "X" are trademarks of SPX FLOW, Inc.

ISSUED 04/2017 3022-06-11-2012-US COPYRIGHT © 2017 SPX FLOW, Inc.